



How to SEARCH for a business on MyChamberApp

1 Find the **“Search”** key at the top or bottom of page (depending on your device)



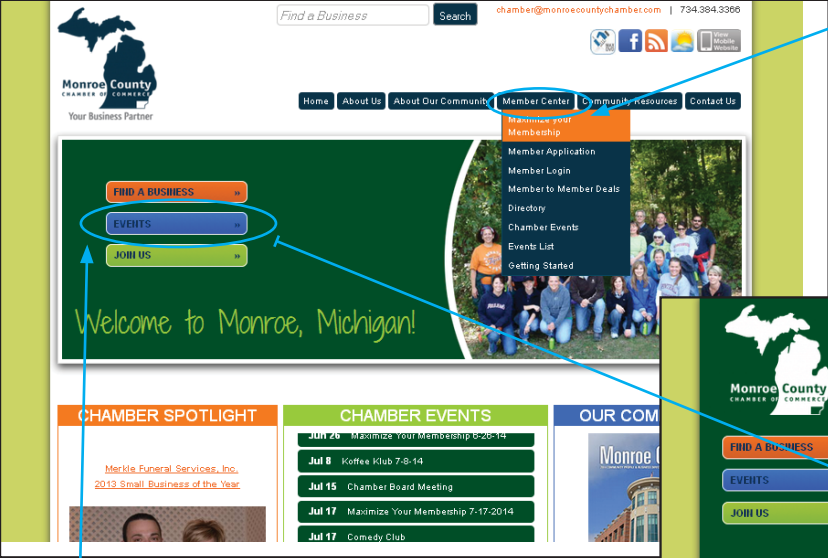
i.e. **“Bank”**

2 Select **“Category”** which pulls up all businesses that are providing similar services. This allows you to easily contact any number of them. Select **“Keyword”** which pulls up businesses that are related to a word or description. Select **“near me”** which shows businesses by distance to your location



3 Locate Search “Toolbar” which allows you to enter **Business Name** you are searching for (if known).

Using www.monroecountychamber.com effectively



“Member Center” tab allows you to access information, update your business listing, register and pay for events, and so much more!

“Events” tab allows you to see an overview of upcoming Chamber events and easily add them to your calendar!

