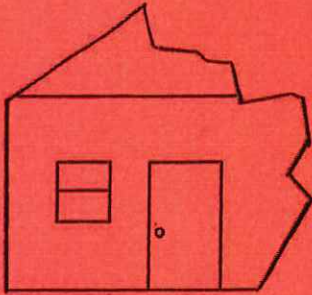


**WIND DAMAGE: SINGLE FAMILY DWELLING**

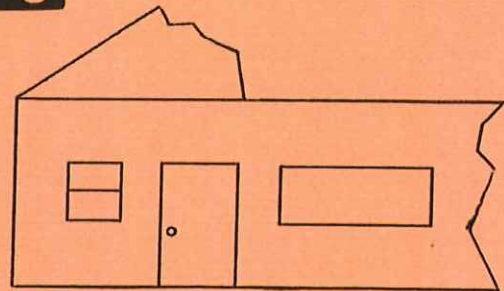


**Examples:**

- Failure or partial failure of 2 or more major structural components (i.e. collapse of roof, load-bearing walls, basement walls and/or foundation.)
- Only the foundation remains.
- A residence that is in imminent threat of collapse due to impending landslide, mudslide, or sinkhole.
- Total loss; not repairable.

**DESTROYED**

**WIND DAMAGE: SINGLE FAMILY DWELLING**

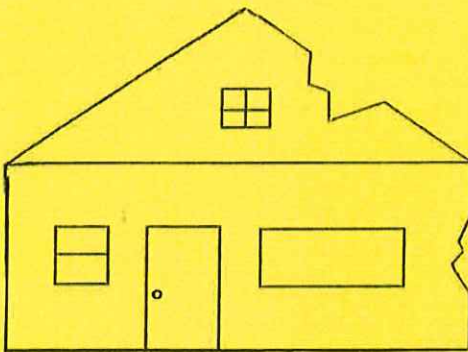


**Examples of failure or partial failure to structural elements:**

- Roof to include rafters, ceiling joists, ridge boards, etc. Clearly lifted roof.
- Walls to include framing, sheathing, etc.
- Foundation to include bulging, collapsing, etc. Shifting of the residence on the foundation of more than 6 inches.
- Significant structural damage; requires extensive repairs.

**MAJOR**

**WIND DAMAGE: SINGLE FAMILY DWELLING**

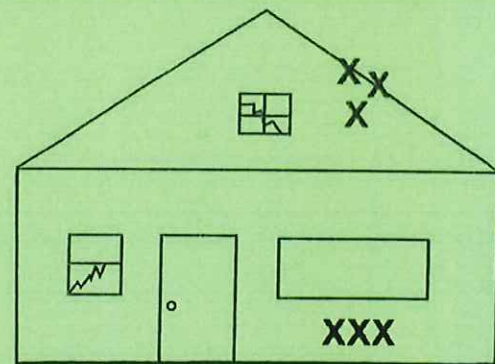


**Examples of non-structural damage:**

- Roof components to include large area of shingles; roof covering, fascia, soffit, flashing, etc.
- Exterior components to include substantial loss of siding, broken window frames, missing doors; damage to chimney.
- Interior wall components to include drywall and insulation.

**MINOR**

**WIND DAMAGE: SINGLE FAMILY DWELLING**



**Examples:**

- Minimal damage to exterior (i.e. some shingle damage, dents in siding, cracked window(s)), broken screens, etc.).
- Damage to porch, carport, garage, and/or outbuilding.
- Cosmetic damage

**AFFECTED**