


How to Wear a Mask



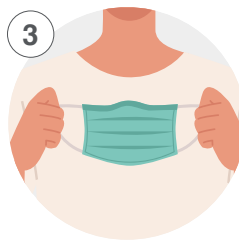
Steps on putting on the mask safely:



1 Perform hand hygiene - wash your hands or use hand sanitizer.



2 Pick up mask using ear loops.



3 Expand the mask.



4 Place mask on your face by securing loops around your ears.



5 Adjust mask to cover your chin and pinch metal nose piece (if available) to give a secure fit.

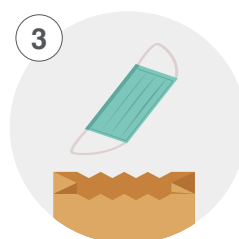
Steps on removing the mask safely:



1 Perform hand hygiene - wash your hands or use hand sanitizer.



2 Remove the mask using the ear loops only.



3 Place the mask on a clean surface/ storage container with the inner mask facing upwards to avoid contamination.



4 Perform hand hygiene - wash your hands or use hand sanitizer.

For re-applying the mask:



1 Perform hand hygiene - wash your hands or use hand sanitizer.



2 Pick up the mask from the clean surface/storage container using the ear loops.



3 Adjust the mask to your face as indicated in the above steps.



4 Perform hand hygiene - wash your hands or use hand sanitizer.