

# SURVEY RESULTS

## COVID-19 ECONOMIC IMPACT SURVEY

**Complete Responses: 200**

**Date Created: Thursday, April 16, 2020 –**

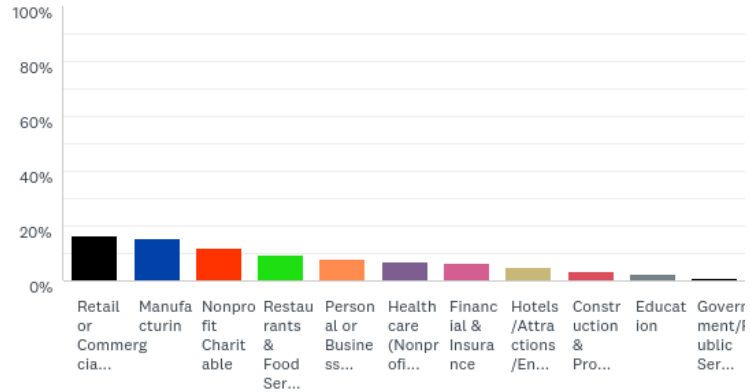
**Survey Opened**

**Wednesday, April 22, 2020 –**

**Survey Closed**



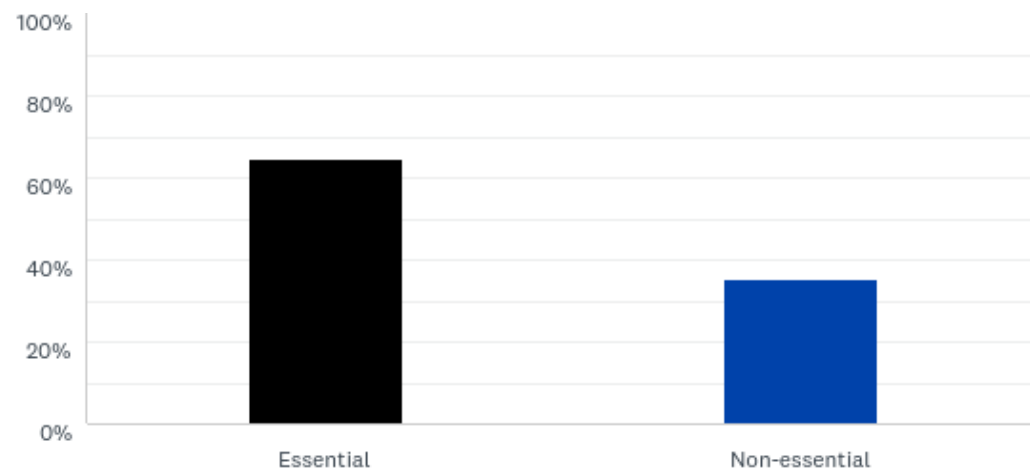
## Q1: Please indicate your primary business sector



ANSWER CHOICES	RESPONSES	
Retail or Commercial Sales	16.58%	33
Manufacturing	15.58%	31
Nonprofit Charitable	12.06%	24
Restaurants & Food Services	9.55%	19
Personal or Business Services	8.04%	16
Healthcare (Nonprofit or for Profit)	7.04%	14
Financial & Insurance	6.53%	13
Hotels/Attractions/Entertainment	5.03%	10
Construction & Property Development	3.52%	7
Education	2.51%	5
Government/Public Service	1.01%	2
<b>TOTAL</b>		<b>199</b>

## Q2: Are you considered

---

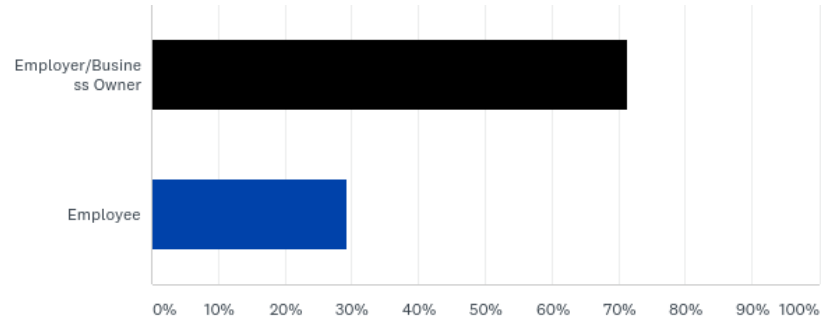


ANSWER CHOICES	RESPONSES	
Essential	64.62%	126
Non-essential	35.38%	69
TOTAL		195

---

### Q3: Are you the...

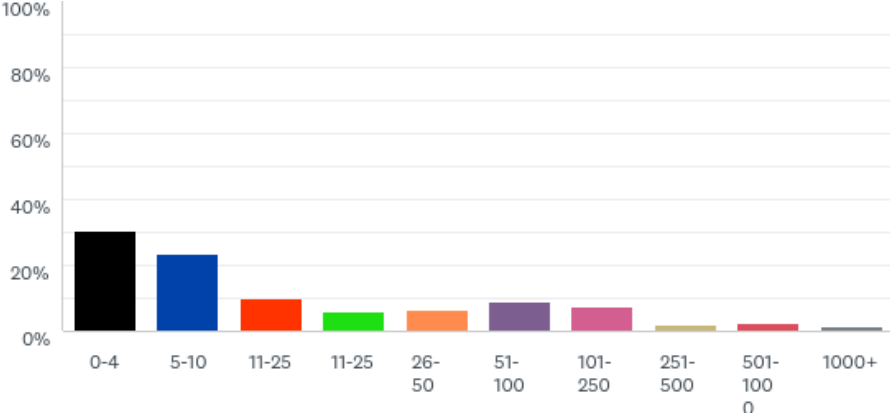
---



ANSWER CHOICES	RESPONSES	
Employer/Business Owner	71.28%	139
Employee	29.23%	57
Total Respondents: 195		

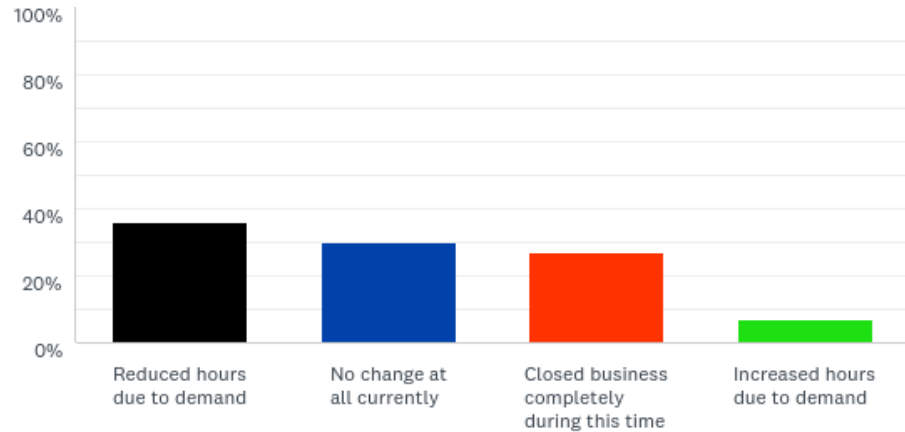
---

**Q4: How many FTEs (full-time equivalent employees) are employed by your company in Sheboygan County?  
(For purposes of this survey 2 part-time people = 1 full-time equivalent)**



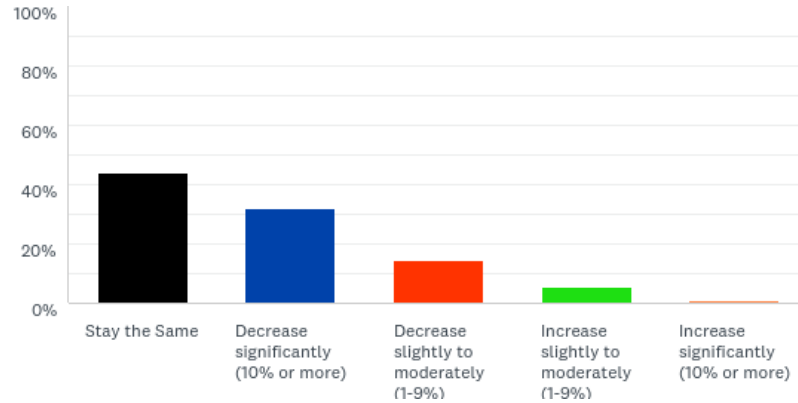
ANSWER CHOICES	RESPONSES	
0-4	30.46%	60
5-10	23.35%	46
11-25	10.15%	20
11-25	6.09%	12
26-50	6.60%	13
51-100	9.14%	18
101-250	7.61%	15
251-500	2.03%	4
501-1000	2.54%	5
1000+	1.52%	3
<b>TOTAL</b>		<b>197</b>

## Q5: Due to COVID-19, what changes have you made to your hours of operation?



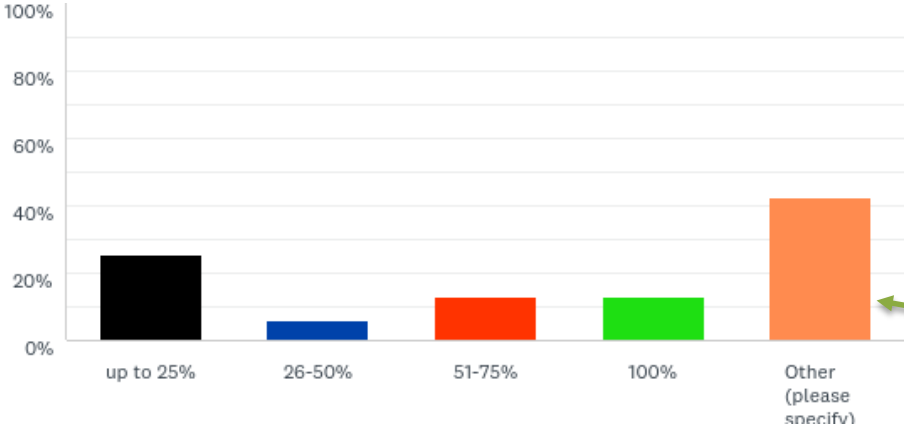
ANSWER CHOICES	RESPONSES
Reduced hours due to demand	36.04% 71
No change at all currently	29.95% 59
Closed business completely during this time	26.90% 53
Increased hours due to demand	7.11% 14
<b>TOTAL</b>	<b>197</b>

## Q6: Have you made changes to your staffing/workforce during this time?



ANSWER CHOICES	RESPONSES	
Stay the Same	43.88%	86
Decrease significantly (10% or more)	32.14%	63
Decrease slightly to moderately (1-9%)	14.29%	28
Increase slightly to moderately (1-9%)	5.61%	11
Increase significantly (10% or more)	1.02%	2
<b>TOTAL</b>		<b>196</b>

### Q7: What amount of your workforce has transitioned to working remotely?



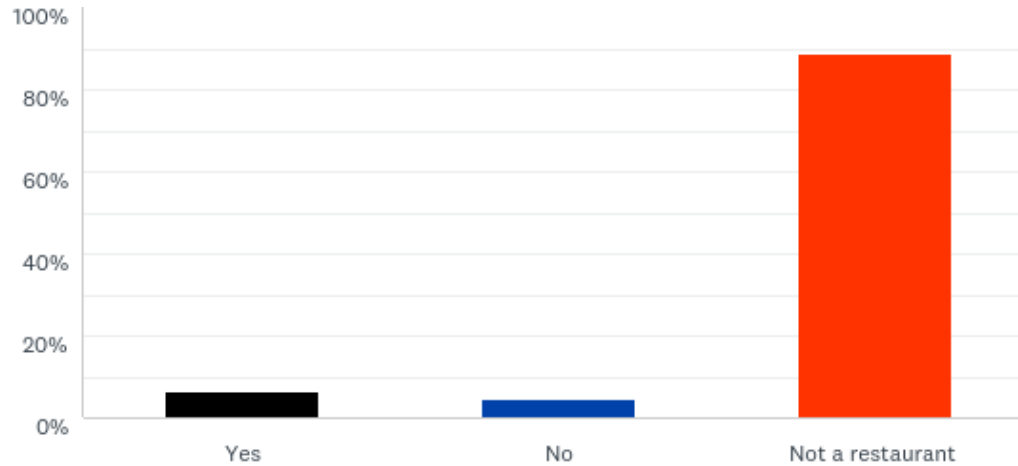
Other Responses: 58 of 81 or 71.6% said that 0 have transitioned to working remotely

ANSWER CHOICES	RESPONSES	
up to 25%	25.65%	49
26-50%	5.76%	11
51-75%	13.09%	25
100%	13.09%	25
Other (please specify)	42.41%	81
<b>TOTAL</b>		<b>191</b>



## Q8: If you are a restaurant, are you offering take out/delivery during this time?

---

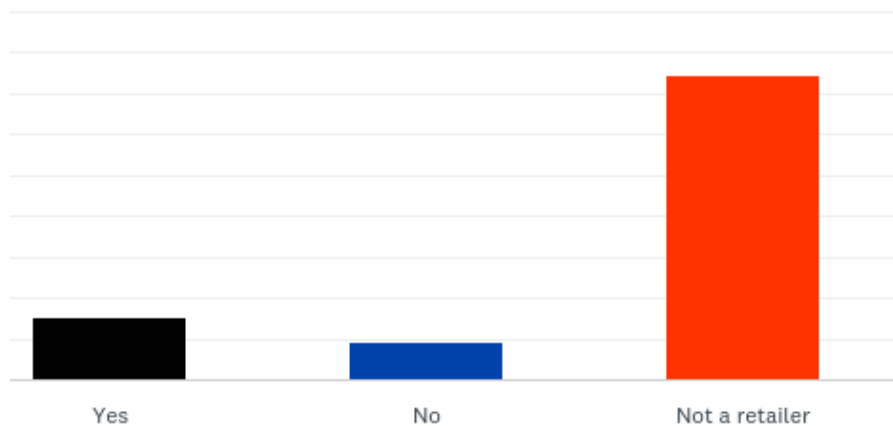


ANSWER CHOICES	RESPONSES	
Yes	6.35%	12
No	4.76%	9
Not a restaurant	88.89%	168
TOTAL		189

---

### Q9: If you are a retailer, are you offering curbside/delivery of orders?

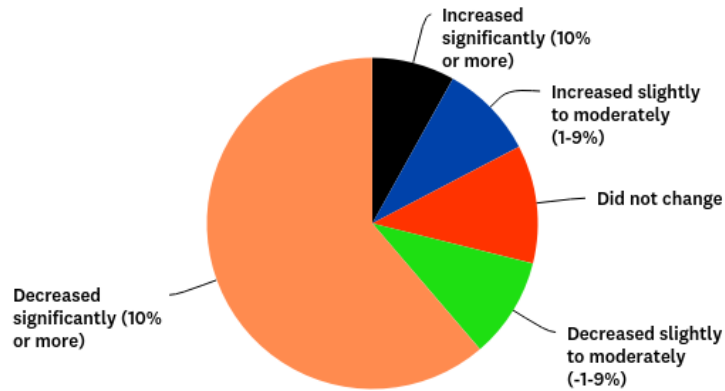
---



ANSWER CHOICES	RESPONSES	
Yes	15.34%	29
No	9.52%	18
Not a retailer	74.60%	141
TOTAL		189

---

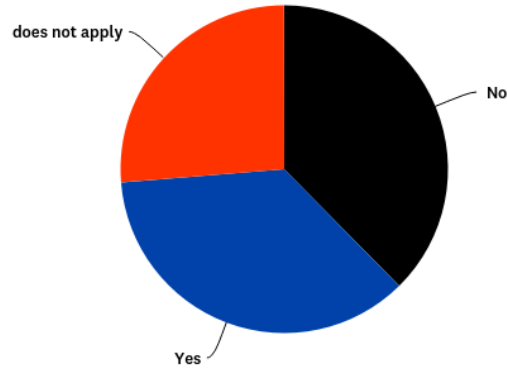
## Q10: Have you seen changes in sales due to COVID 19?



ANSWER CHOICES	RESPONSES	
Increased significantly (10% or more)	7.69%	14
Increased slightly to moderately (1-9%)	8.79%	16
Did not change	10.99%	20
Decreased slightly to moderately (-1-9%)	9.34%	17
Decreased significantly (10% or more)	58.24%	106
<b>TOTAL</b>		<b>182</b>

### Q11: As a business owner, did you apply for EIDL(Economic Injury Disaster Loan) funds?

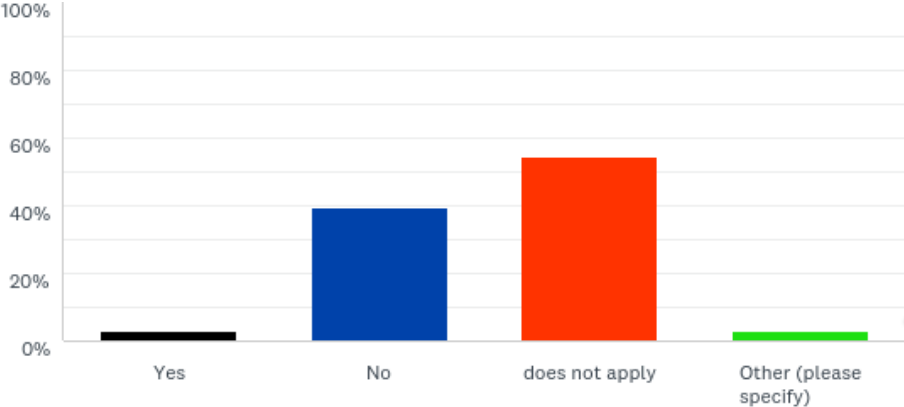
---



ANSWER CHOICES	RESPONSES	
No	37.63%	73
Yes	36.08%	70
does not apply	26.29%	51
<b>TOTAL</b>		<b>194</b>

---

**Q12: If you applied for EIDL (Economic Injury Disaster Loan), have you received funding?**

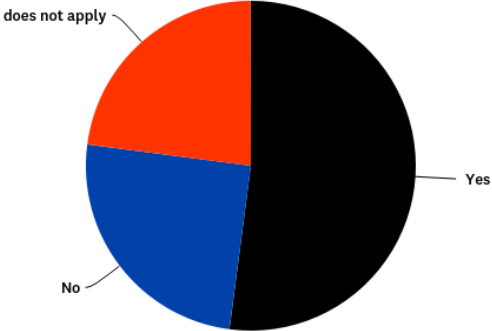


Other Responses (6 total): 5 respondents said they have heard nothing in return and 1 shared they were not aware of the EIDL

ANSWER CHOICES	RESPONSES	
Yes	3.19%	6
No	39.36%	74
does not apply	54.26%	102
Other (please specify)	3.19%	6
TOTAL		188

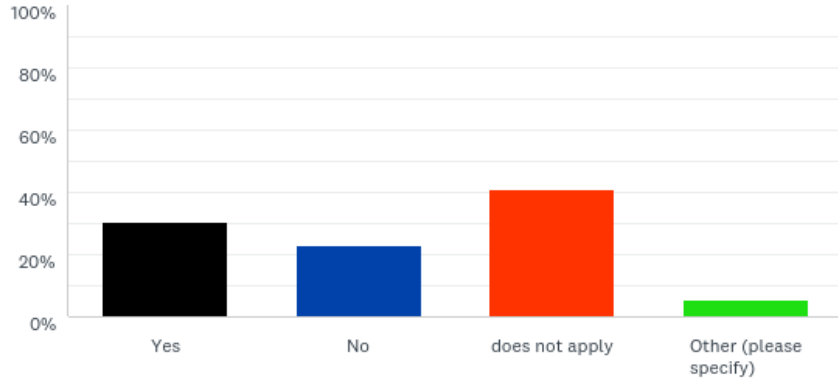
**Q13: As a business owner, did you apply for Paycheck Protection Program funding?**

---



ANSWER CHOICES	RESPONSES	
Yes	52.08%	100
No	25.00%	48
does not apply	22.92%	44
<b>TOTAL</b>		<b>192</b>

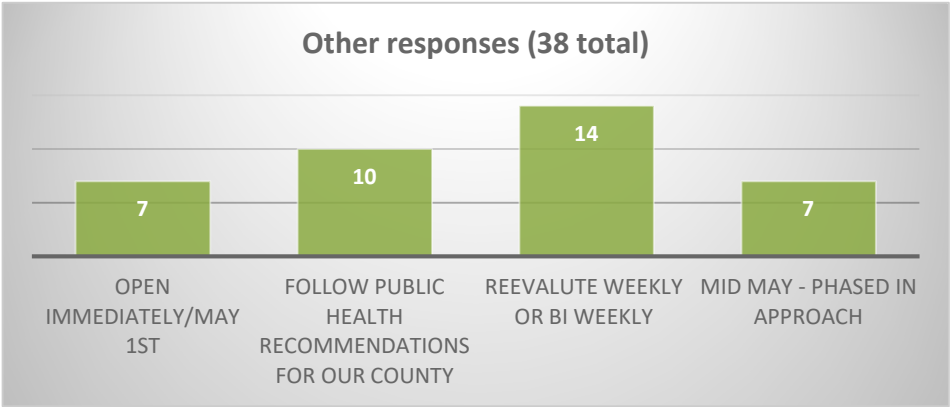
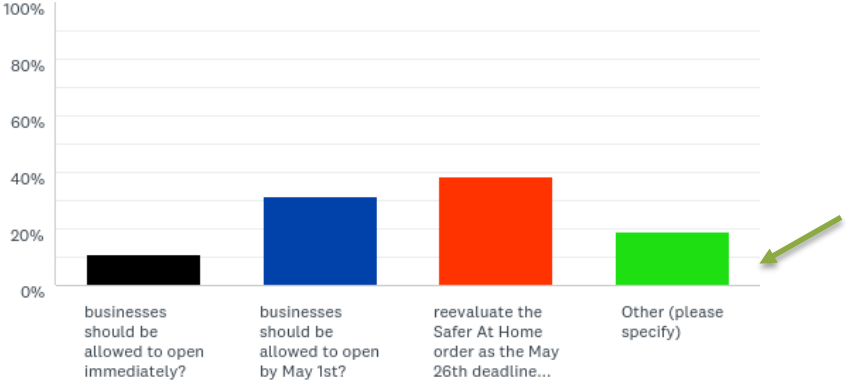
## Q14: If you applied for Paycheck Protection Program funding, have you received funding?



Other responses (10 total): 7 waiting for funds, 2 respondents money was already gone when application was processed, 1 person responded yes they had received funds.

ANSWER CHOICES	RESPONSES	
Yes	30.48%	57
No	22.99%	43
does not apply	41.18%	77
Other (please specify)	5.35%	10
TOTAL		187

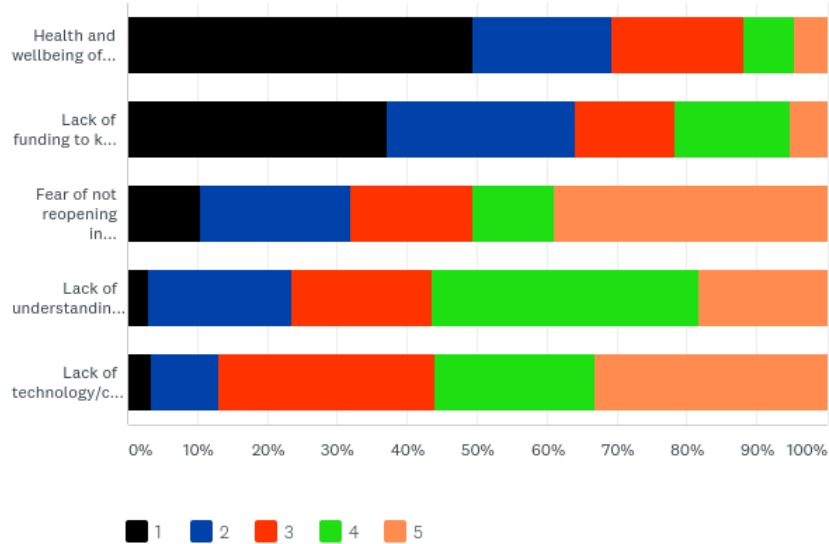
**Q15: Based on the extension of the Safer At Home order in Wisconsin do you feel,**



ANSWER CHOICES	RESPONSES
businesses should be allowed to open immediately?	11.11% 22
businesses should be allowed to open by May 1st?	31.31% 62
reevaluate the Safer At Home order as the May 26th deadline approaches?	38.38% 76
Other (please specify)	19.19% 38
<b>TOTAL</b>	<b>198</b>



## Q16: What is keeping you up at night? (Number 1 highest concern, number 5 lowest concern)



	1	2	3	4	5	TOTAL	SCORE
Health and wellbeing of staff	49.43% 87	19.89% 35	18.75% 33	7.39% 13	4.55% 8	176	4.02
Lack of funding to keep doors open	37.06% 63	27.06% 46	14.12% 24	16.47% 28	5.29% 9	170	3.74
Fear of not reopening in the future	10.47% 18	21.51% 37	17.44% 30	11.63% 20	38.95% 67	172	2.53
Lack of understanding of potential business resources	2.94% 5	20.59% 35	20.00% 34	38.24% 65	18.24% 31	170	2.52
Lack of technology/commuincation resources in your current business process	3.43% 6	9.71% 17	30.86% 54	22.86% 40	33.14% 58	175	2.27