

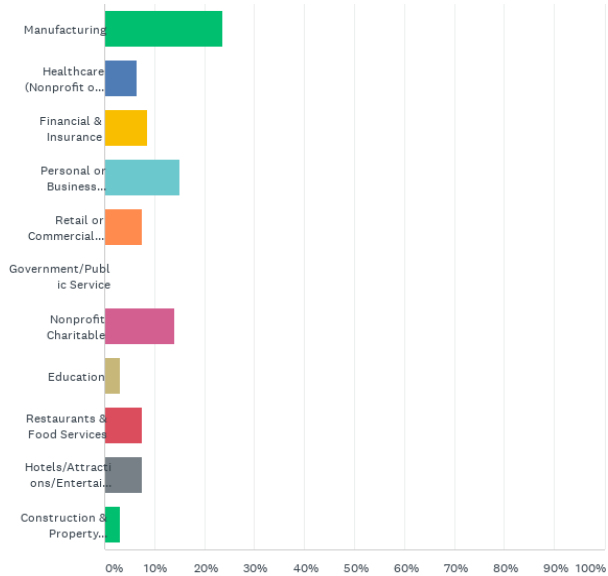
SURVEY RESULTS

COVID-19 ECONOMIC IMPACT SURVEY

Complete Responses: 92
Date Created: August 5, 2020

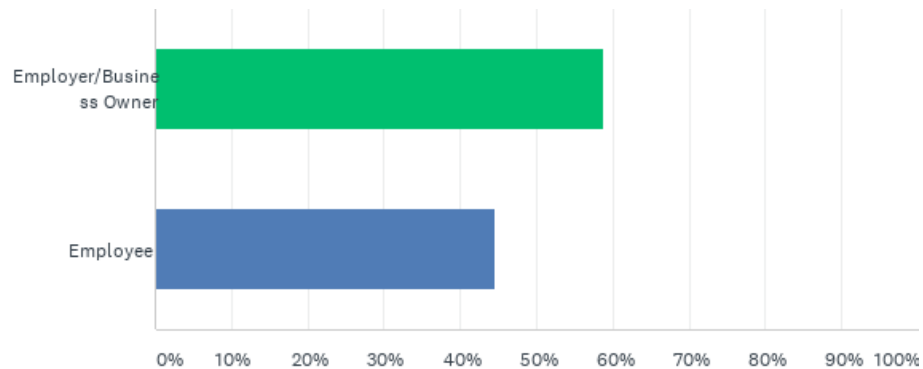


Q1: Please indicate your primary business sector



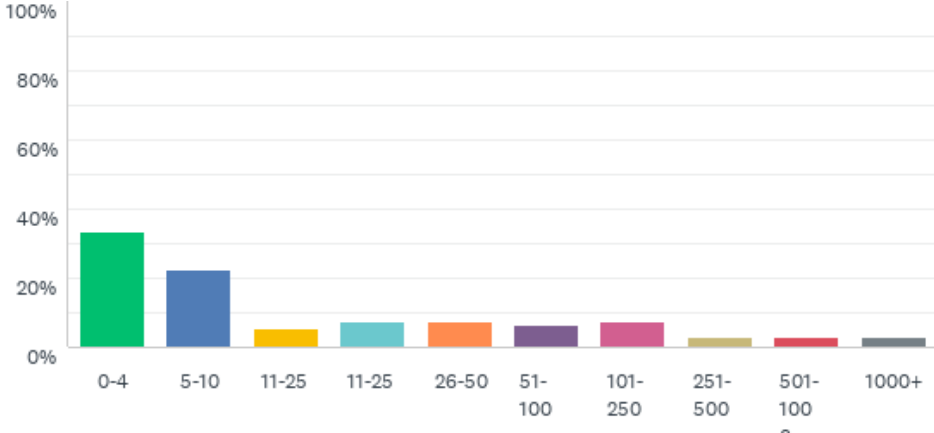
ANSWER CHOICES	RESPONSES	
Manufacturing	23.66%	22
Healthcare (Nonprofit or for Profit)	6.45%	6
Financial & Insurance	8.60%	8
Personal or Business Services	15.05%	14
Retail or Commercial Sales	7.53%	7
Government/Public Service	0.00%	0
Nonprofit Charitable	13.98%	13
Education	3.23%	3
Restaurants & Food Services	7.53%	7
Hotels/Attractions/Entertainment	7.53%	7
Construction & Property Development	3.23%	3
TOTAL		93

Q3: Are you the...



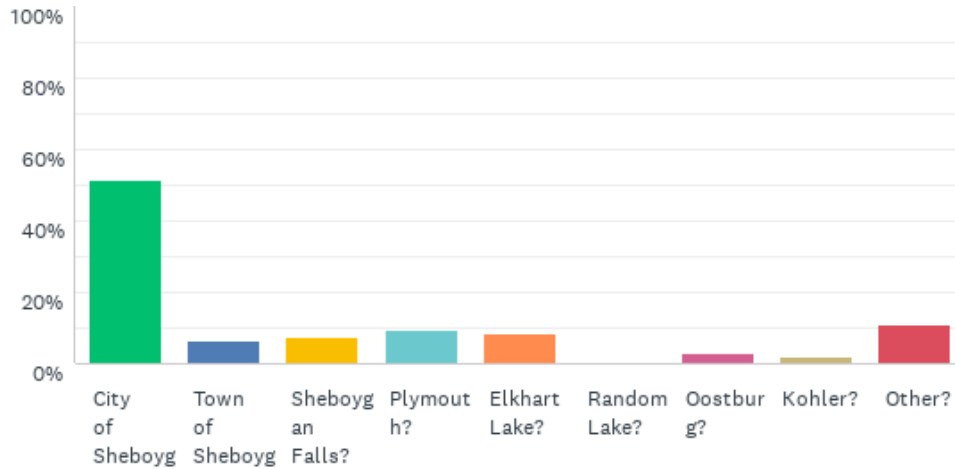
ANSWER CHOICES	RESPONSES	
Employer/Business Owner	58.70%	54
Employee	44.57%	41
Total Respondents: 92		

**Q4: How many FTEs (full-time equivalent employees) are employed by your company in Sheboygan County?
 (For purposes of this survey 2 part-time people = 1 full-time equivalent)**



ANSWER CHOICES	RESPONSES
0-4	33.33% 31
5-10	22.58% 21
11-25	5.38% 5
26-50	7.53% 7
51-100	7.53% 7
101-250	6.45% 6
251-500	7.53% 7
501-1000	3.23% 3
1000+	3.23% 3
TOTAL	93

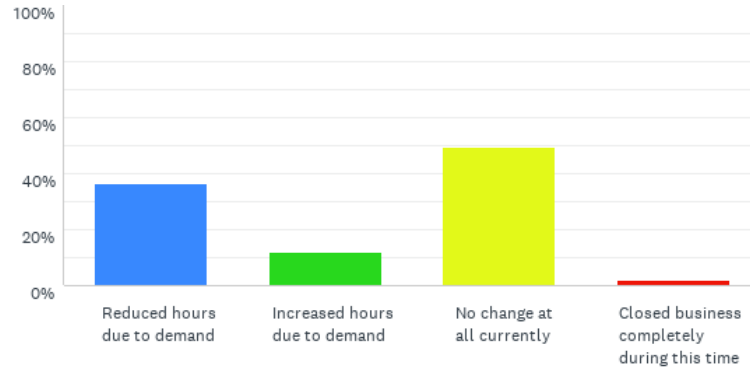
Where is your business/organization located?



ANSWER CHOICES	RESPONSES
City of Sheboygan?	51.61% 48
Town of Sheboygan?	6.45% 6
Sheboygan Falls?	7.53% 7
Plymouth?	9.68% 9
Elkhart Lake?	8.60% 8
Random Lake?	0.00% 0
Oostburg?	3.23% 3
Kohler?	2.15% 2
Other?	10.75% 10
TOTAL	93

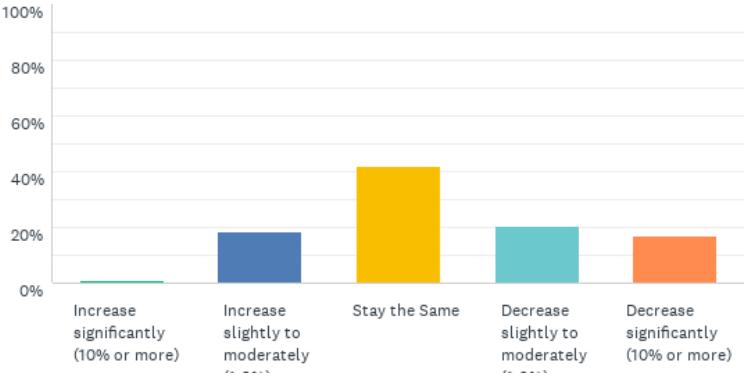
Other represents multiple locations throughout Sheboygan County, Howards Grove, Kiel and Hartford, WI

Q5: Due to COVID-19, what changes have you made to your hours of operation?



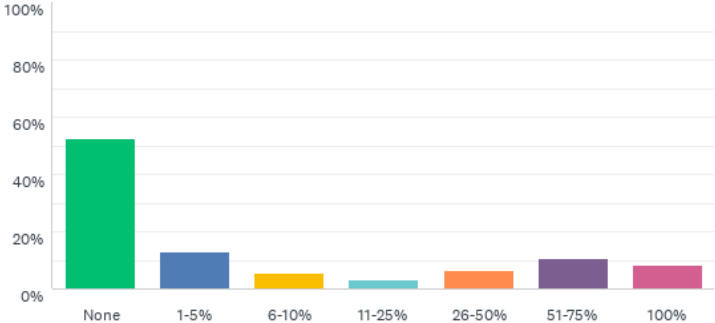
ANSWER CHOICES	RESPONSES	
Reduced hours due to demand	36.26%	33
Increased hours due to demand	12.09%	11
No change at all currently	49.45%	45
Closed business completely during this time	2.20%	2
TOTAL		91

Q6: Have you made changes to your staffing/workforce during this time?



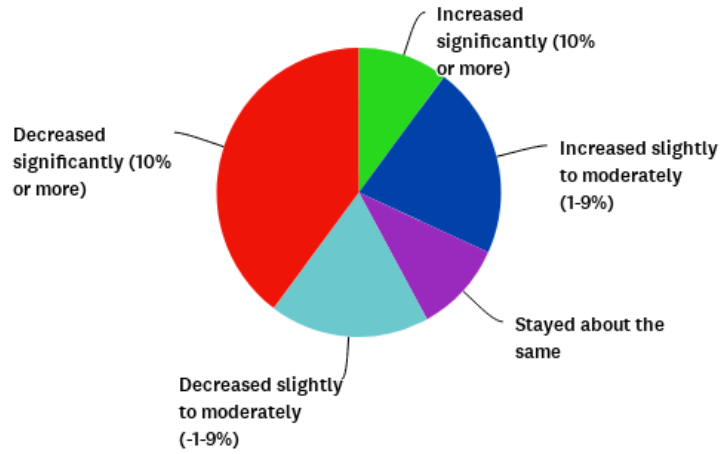
ANSWER CHOICES	RESPONSES	
Increase significantly (10% or more)	1.08%	1
Increase slightly to moderately (1-9%)	18.28%	17
Stay the Same	41.94%	39
Decrease slightly to moderately (1-9%)	20.43%	19
Decrease significantly (10% or more)	17.20%	16
TOTAL		93

Q7: What amount of your workforce has transitioned to working remotely?



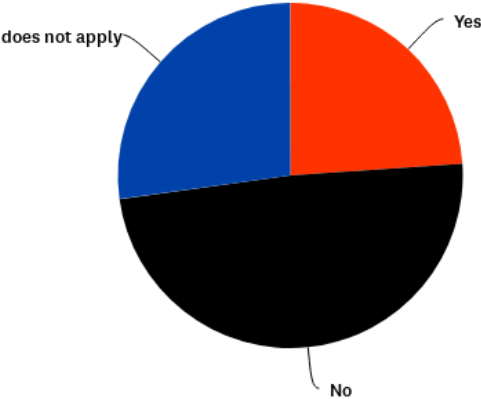
ANSWER CHOICES	RESPONSES	
None	52.69%	49
1-5%	12.90%	12
6-10%	5.38%	5
11-25%	3.23%	3
26-50%	6.45%	6
51-75%	10.75%	10
100%	8.60%	8
TOTAL		93

Q10: Have you seen changes in sales due to COVID 19?



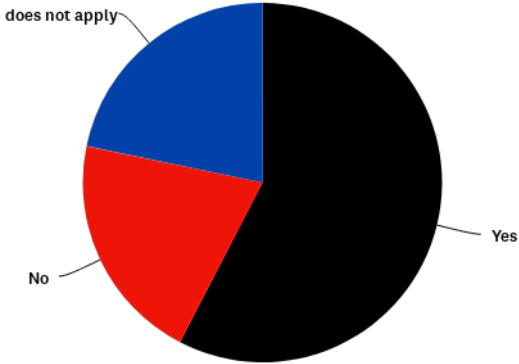
ANSWER CHOICES	RESPONSES
Increased significantly (10% or more)	10.00% 9
Increased slightly to moderately (1-9%)	21.11% 19
Stayed about the same	10.00% 9
Decreased slightly to moderately (-1-9%)	17.78% 16
Decreased significantly (10% or more)	38.89% 35
TOTAL	90

Q11: As a business owner, did you apply for EIDL(Economic Injury Disaster Loan) funds?



ANSWER CHOICES	RESPONSES	
Yes	23.91%	22
No	48.91%	45
does not apply	27.17%	25
TOTAL		92

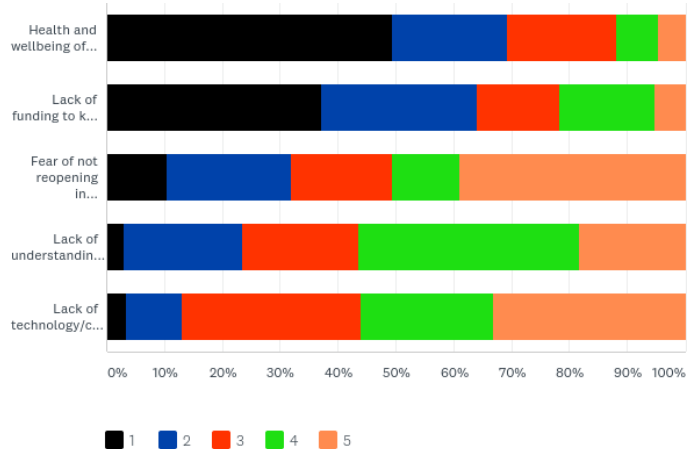
Q13: As a business owner, did you apply for Paycheck Protection Program funding?



ANSWER CHOICES	RESPONSES	
Yes	57.61%	53
No	20.65%	19
does not apply	21.74%	20
TOTAL		92

Q16: What is keeping you up at night? (Number 1 highest concern, number 5 lowest concern)

Health and wellbeing of staff and consumer confidence (lack of customers) are by far the greatest concerns among respondents



	1	2	3	4	5	TOTAL	SCORE
Health and wellbeing of staff	55.00% 44	23.75% 19	11.25% 9	3.75% 3	6.25% 5	80	4.17
Consumer Confidence (lack of customers)	28.75% 23	32.50% 26	22.50% 18	6.25% 5	10.00% 8	80	3.64
Lack of Workforce (not enough employees)	7.89% 6	27.63% 21	25.00% 19	11.84% 9	27.63% 21	76	2.76
Lack of understanding of potential business resources	2.60% 2	11.69% 9	23.38% 18	41.56% 32	20.78% 16	77	2.34
Lack of technology/communication resources in your current business process	6.17% 5	4.94% 4	18.52% 15	32.10% 26	38.27% 31	81	2.09