

Community Resources

If you're looking for information on local townships, area schools, and community organizations then we have the information you need. From starting a new business, relocating to the area, or planning a fun-filled family vacation, the Mecosta County Convention & Visitors Bureau is here to help.

Contact Us

For any questions, information or resources needed, please feel free to reach out to us:

Mecosta County Convention & Visitors Bureau
127 S. State St. Suite B
Big Rapids, MI 49307


Phone: 231.796.7640

Email: director@bigrapids.org

Web: www.BigRapids.org



Demographics of Mecosta County



MECOSTA COUNTY CONVENTION & VISITORS BUREAU

Retrieved from the U.S. Census Bureau
Census Reporter Profile page for Mecosta County, MI

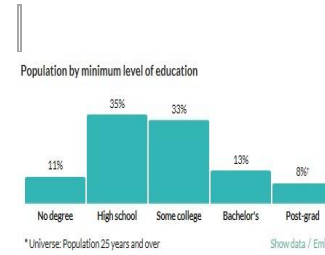
Table of Contents

- Demographics 1
- Economics..... 2
- Families 3
- Housing 4
- Social 5



Social

Educational Attainment



- 89.3%** High School Grad or higher
 - **About the same** as the rate in Michigan: 89.9%
 - **A little higher** than the rate in the United States: 87%
- 21.2%** Bachelor's Degree or higher
 - **About three-quarters** of the rate in Michigan: 27.4%
 - **About two-thirds** of the rate in United States: 30.3%

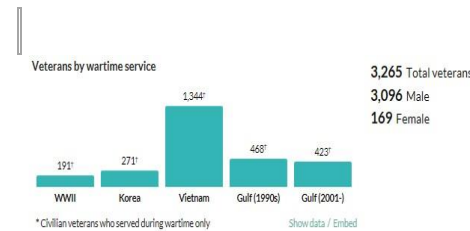
Language

N/A - Persons with language other than English spoken at home

Place of Birth

- 2.1%** Foreign-born population
 - **About one-third** of the rate in Michigan 6.4%
 - **Less than a fifth** of the rate in United State: 13.3%

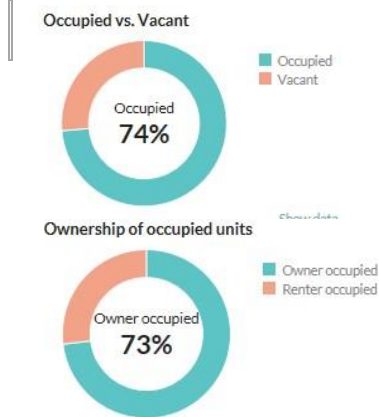
Veteran Status



- 9.3%** Population with Veteran Status
 - **About 20 percent higher** than the rate in Michigan: 7.9%
 - **About 20 percent higher** than the rate in United States: 8%

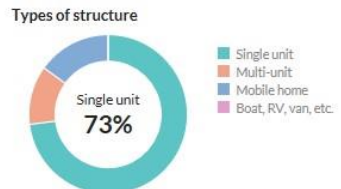
Housing

Units & Occupancy



21,105 Number of Housing Units

- Michigan: 4,544,920
- United States: 134,054,899



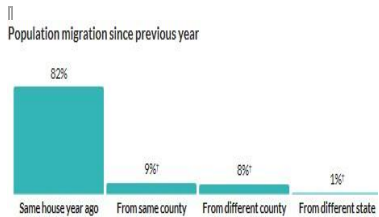
Value



\$111,300 Median value of owner-occupied housing units

- **About 90%** of the amount in Michigan: \$127,800
- **About three-fifths** of the amount in United States: \$184,700

Geographical Mobility

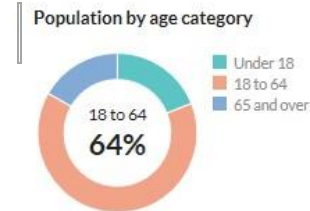


18.1% Moved since previous year

- **About 25 percent higher** than the rate in Michigan: 14.7%
- **About 25 percent higher** than the rate in United States: 14.8%

Demographics

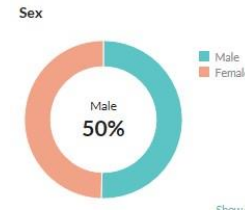
Age



35.8 Median age

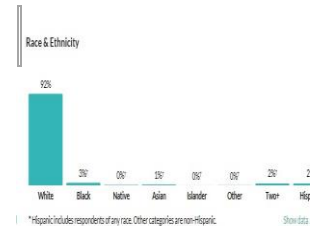
- **About 90 percent** of the figure in Michigan: 39.5
- **A little less than the figure in United States:** 37.7

Sex



50% Male
50% Female

Race



92% White

3% Black

1% Asian

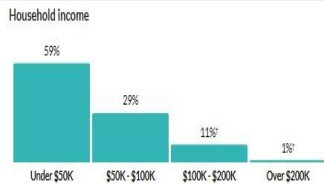
2% Two +

2% Hispanic

*Hispanic includes respondents of any race. Other categories are non-Hispanic

Economics

Income



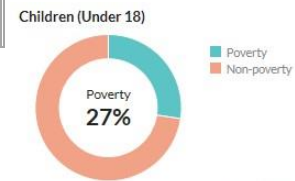
\$20,690 Per Capita Income

- **About three-quarters** of the amount in Michigan: \$27,549
- **About two-thirds** of the amount in United States: \$29,829

\$41,827 Median Household Income

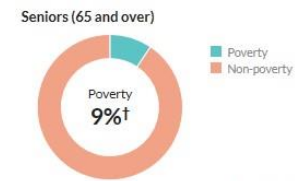
- **About 80 percent** of the amount in Michigan: \$50,803
- **About three-quarters** of the amount in United States: \$55,322

Poverty



22.6% Persons below poverty line

- **About 1.4 times** the rate in Michigan: 16.3%
- **About 1.5 times** the rate in United States: 15.1%



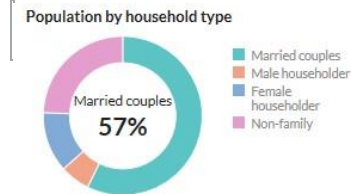
Transportation to Work

23.9 minutes (mean travel time to work)

- About the same as the figure in Michigan: 24.3
- About 90 percent of the figure in United States: 26.2

Families

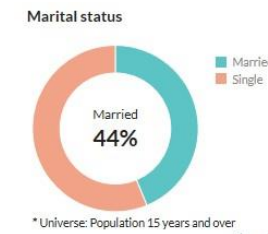
Households



15,528 Number of Households

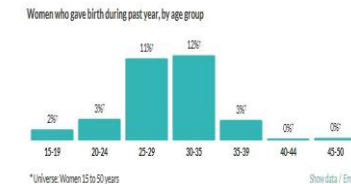
- Michigan: 3,860,394
- United States: 117,716,237

Marital Status



44% Married

Fertility



3.7% Women 15-50 who gave birth during past-year

- **About three-quarters** of the rate in Michigan: 5.2%
- **About two-thirds** of the rate in United States: 5.3%

